


FS 15

FS 15 Series AC/DC Converters (Power tank)

Total power 15 Watts
Input voltages AC85~264V or DC110~340V
#of outputs Single, Dual output



SPECIAL FEATURES

- **UL, C-UL, CB, CE** Marking
- Encapsulated, compact case
- High efficiency
- Universal input
- Surface mounting technology
- Built - in EMI filter
- Inrush current limit
- 67KHz fixed frequency
- Fixed output voltage
- Thermal shutdown
- Output short circuit protection
- Low output ripple & noise
- Isolated output
- 2 Years warranty

ENVIRONMENTAL

- Operating temperature range -10 ~60
- Storage temperature range -20 ~70
- Humidity 20%~90%RH
- Vibration 10~55Hz at 10G 3minutes period
- Impact 50G for 11ms, once on each X, Y and Z-axis
- Cooling method Natural air
- MTBF (MIL-HDBK-217F) 3.5×10^5 hrs
- Safety (single output) *Approved
 - └ UL (UL60950, CSA C22.2 NO.60950) : E227474 /
 - └ CB (IEC 60950) / CE (EN 60950) - through TÜV
- EMC (Single output) *Approved
 - EN 61204-3 class B / EN 61000-3-2 / EN 61000-3-3 - through TÜV

* To meet the standard of EN61204-3 class-B, use the external noisefilter Between L and N (Refer to manual)

ELECTRICAL SPECIFICATIONS

INPUT	<ul style="list-style-type: none"> · Voltage AC85~264V (or DC 110~340V) (note1) · Current 0.31A max. @ 110VAC / 0.16A max. @ 220VAC · Frequency 47~440Hz max. (50~60Hz typ.) · Efficiency 75% min. · Inrush current (at cold start) 30A max. @ 110VAC / 60A max. @ 220VAC · Leakage current 0.5mA max. @ 110VAC / 0.75mA max. @ 220VAC
OUTPUT	<ul style="list-style-type: none"> · Voltage tolerance $\pm 2\%$ (single and uncomplementary dual) $\pm 3\%$ (complementary dual) · Ripple and noise $\pm 1\%$ typ. · Line regulation $\pm 1\%$ typ. · Load regulation $\pm 1\%$ typ. · Dynamic load regulaion $\pm 3\%$ typ. · Temperature drift $\pm 1\%$ typ. · Rising time 400ms max. · Holding time 10ms min.
PROTECTION CIRCUIT	<ul style="list-style-type: none"> · Output short circuit protection Work at over 105% of rating & recovers automatically · Over temperature protection 145 typ.
ELECTRICALLY ISOLATED	<ul style="list-style-type: none"> · Input - Output AC 3KV, 1minute, 10mA / DC 500V, 100MOhms min. · Input - FG AC 2KV, 1minute, 10mA / DC 500V, 100MOhms min. · Output - FG AC 0.5KV, 1minute, 10mA / DC 500V, 70MOhms min.

NOTE 1. For cases where conformance to various safety specs (UL, CSA, CE, CB etc) are required input voltage and frequency range will be 100-240 VAC, 50-60Hz.

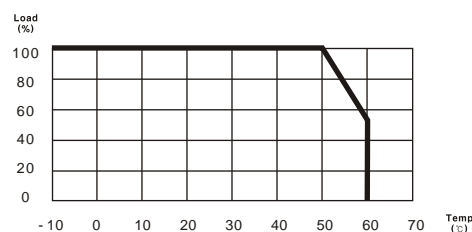
Ordering Information

Input	Output1	Output2	Maximum Power	Ripple&Noise max	Efficiency Typ.	Model Number
AC 85 ~ 264V or DC 110 ~340V	3.3V@3.0A 5V@3.0A 12V@1.3A 15V@1.0A 24V@0.65A		9.9W 15.0W 15.6W 15.0W 15.6W	80mVp-p 80mVp-p 120mVp-p 150mVp-p 200mVp-p	71% 75% 78% 78% 78%	FS15-3R3 FS15-5 FS15-12 FS15-15 FS15-24
	+12V@0.65A +15V@0.5A	-12V@0.65A -15V@0.5A	15.6W 15.0W	120/120mVp-p 150/150mVp-p	75% 75%	FSD15-1212 FSD15-1515

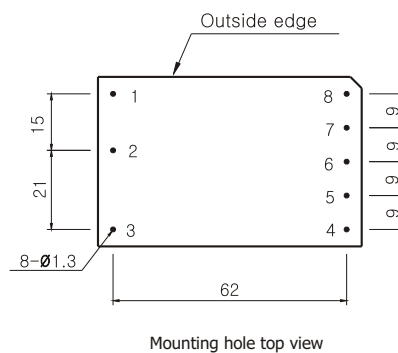
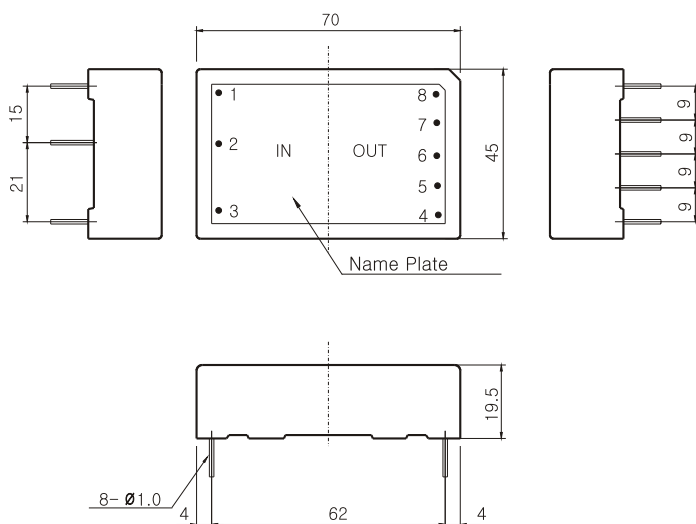
Pin assignments

Single Output	Dual Output
1. FG	1. FG
2. AC(N)	2. AC(N)
3. AC(L)	3. AC(L)
4. No pin	4. No pin
5. Output 1	5. Output 1
6. No pin	6. Gnd
7. Gnd	7. Output 2
8. No pin	8. No pin

Derating curve



Dimensions



NOTES

1. All dimensions are mm.
2. Weight : 100g or less